



WIRELESS 2.4 GHz MODULAR ECOSYSTEM

One to Many, Many to One

Sensors



Software

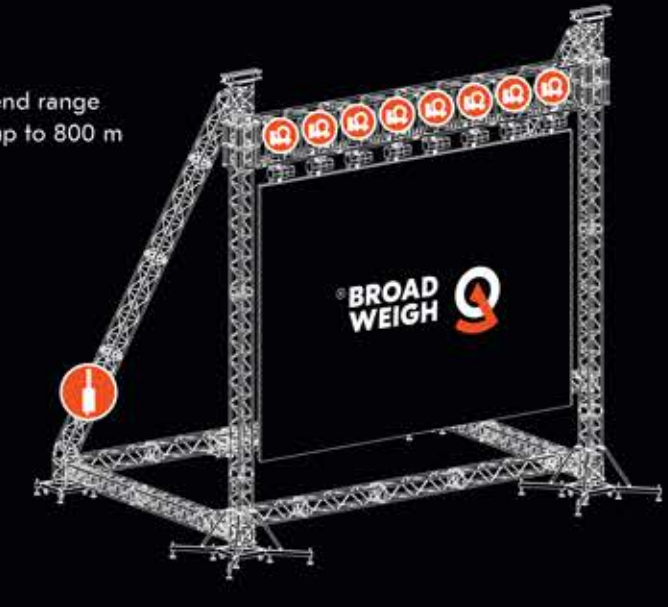
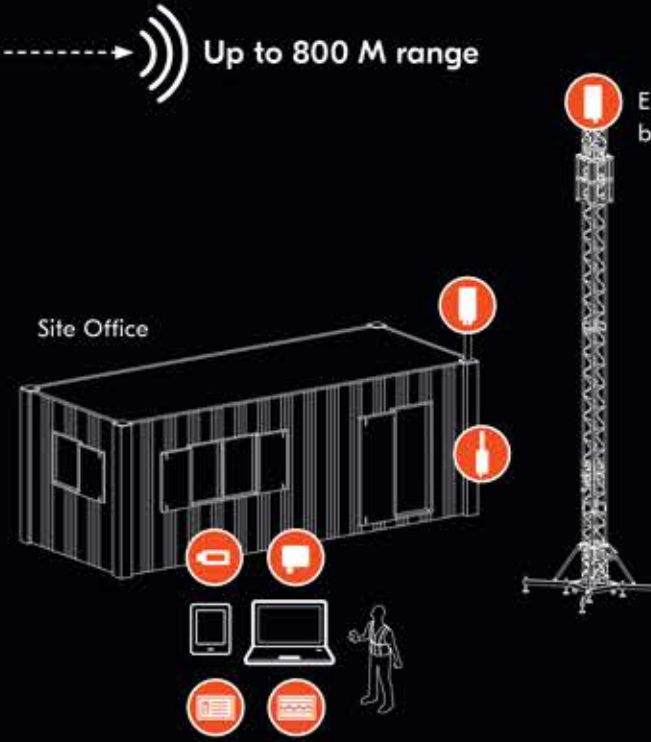
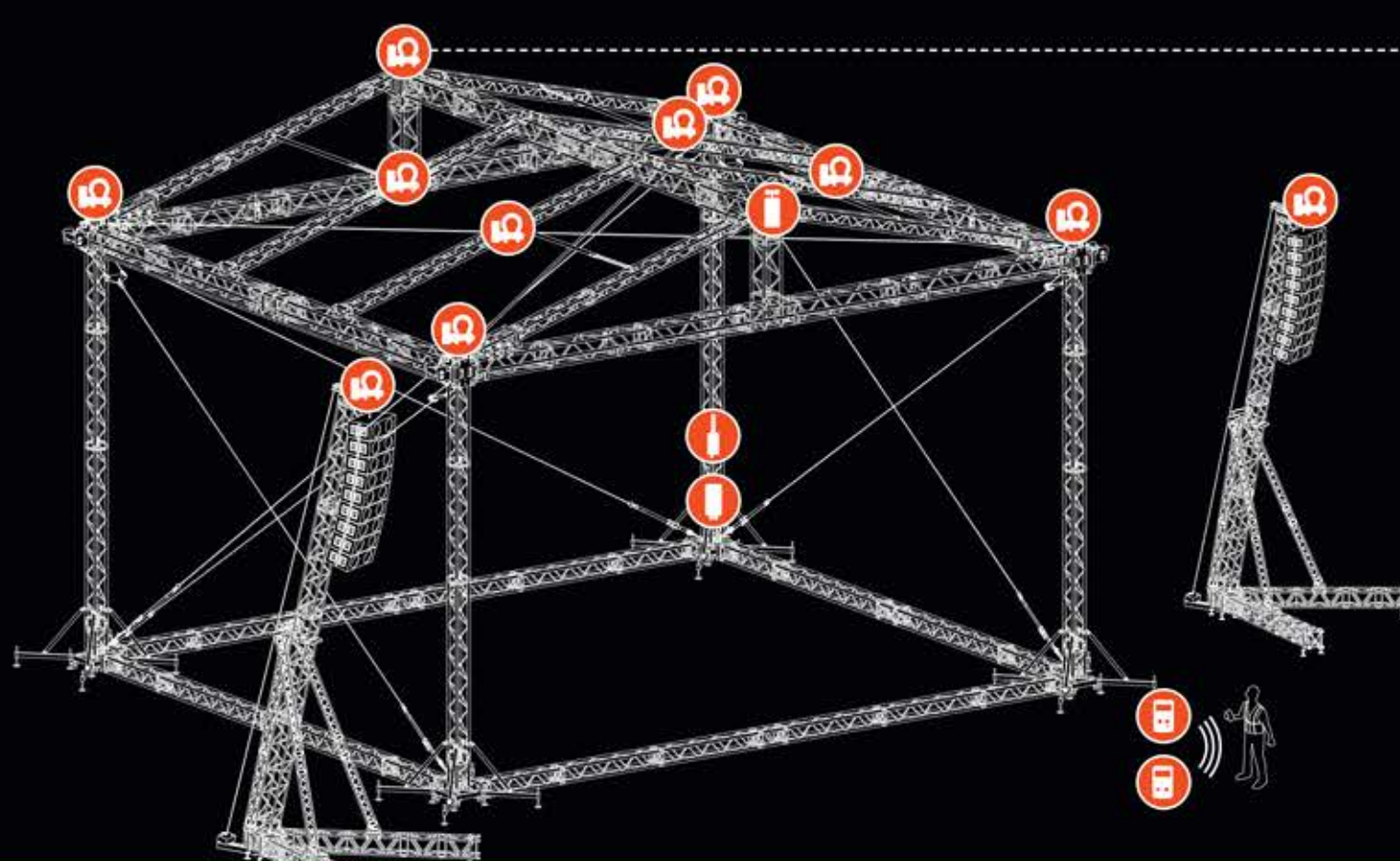
Base stations



Handhelds



Accessories & transportation



Up to 800 M range


Extend range by up to 800 m

"We can't say enough great things about Broadweigh. It is wireless, dependable, intuitive, accurate, cost effective and removes all the objections we've faced in using load cells. Having Broadweigh on tour has become one of the best tools we have."

Chris Wilson, Head Rigger for Starboy World Tour


Load cell shackle roof positions

Connect up to 100 shackles



SENSORSPACE®

Sensor Data Storage and Analytics



Browser-based access to data collected from Broadweigh sensors anywhere, at any time.

Discover Broadweigh Bluetooth®

Our Bluetooth® system sends data straight to your iOS or Android device, bringing affordable wireless load monitoring to smaller scale rigging applications.

Compared to the original 2.4GHz Broadweigh® it delivers:

- Simpler, lower cost system
- Sends (multi-point real-time) data straight to your smart device
- Shorter range
- Transmits up to 90 m (compared to 800 m)
- A maximum of 12 load shackles (compared to 100)

Discover more at: broadweigh.com/bluetooth-wireless-load-monitoring



Truss structure images reproduced with kind permission of PROLYTE: www.prolyte.com